


TYPE 880 PRINTER: AUTOMATIC



The 880 is an air operated cold transfer printer, ideally suited for printing multi-line information on any Kwik Lok® Closure used with the 872 and 873 Bag Closing Machines.

Type can consist of prices, dates, codes, logos, lot numbers and a wide variety of other printed information that may be required on your package.

The printer operates at a fixed speed, imprinting up to 110 closures per minute. The speed of the printer is dependent upon the speed of the 872 and 873 Bag Closing Machines.

EASY OPERATION

The 880 Printer uses hardened steel type and dry cold transfer tape yielding distinct and durable impressions every time. The type can be changed in seconds and a 1000' (300 m) roll of tape will produce up to 48,000 impressions.

SPECIFICATIONS

Refer to the specification chart for complete specifications and available options.

APPROXIMATE SHIPPING WEIGHT AND DIMENSIONS

22.5" x 20.5" x 17.5"; 50 lbs.; 4.7 Cu. Ft.
57.2 cm x 52.1 cm x 44.5 cm; 22.7 Kg; 0.13 cu. m

ORDERING INFORMATION

Refer to the specification chart and determine the following:

- A. TYPE: 880A
- B. MODEL:
 1. Model A is standard. Model B is with a special anvil. Refer to 880 Print Layouts.
 2. Flow Direction. (R = Right Hand, and L = Left Hand). Determined by hand of closer.
- C. Specify your electrical requirements:
 - 115VAC, 60 Hz, 0.5A, 1 Ph.
 - 200-250VAC, 50/60 Hz, 0.5A, 1 Ph.
- D. Specify Master Plate part number and closure Series. See 880 Print Layouts.
- E. In-Field Installation Requirement:

If mounting the printer to an in-field closer (versus ordering a new closer with printer) order as required:

 1. Z8072109 R 880 Printer Mast Kit.
 2. 08-004947 Operating panel boom (required for 872XLS LM).
 3. 08-005488 Operating panel cable (required for 872XLS LM).

Example Order:

Type 880A Model AR, 115Vac, 60 Hz, Master Plate 08-001907, J-NRP Closure.

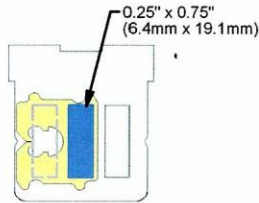
TYPE	MODEL DESIGNATION		CLOSER	CLOSURES	PACKAGES PER MINUTE
	MODEL	FLOW			
880A	A	R or L	Type 872 or 873	Refer to Print Layout	The Printer responds to the Closer - Up to 110 packages per minute.
880A	B	R or L	Type 872 or 873	JI, J-NRP, KI, K-NRP TF LABELS	

Air Requirements:

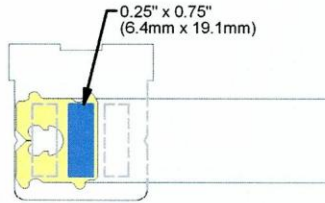
1 SCFM at 80 psi (5 liters at 5.5 bar) Maximum Pressure = 150 psi (10 bar)
CUSTOMER TO SUPPLY A QUICK-RELEASE CONNECTOR OR SHUT-OFF VALVE

SEE PAGES 42 & 43 FOR PRINT LAYOUTS

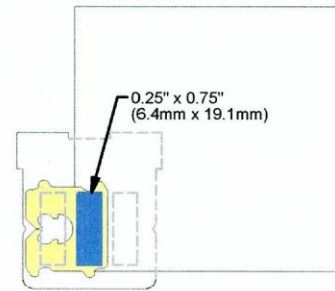
TYPE 874 & 880 PRINT LAYOUTS



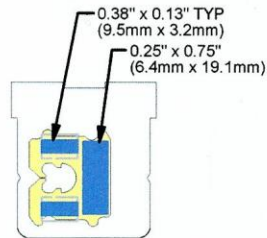
J-NRP or K-NRP CLOSURE
08-001907 MASTERPLATE
(874 and 880)



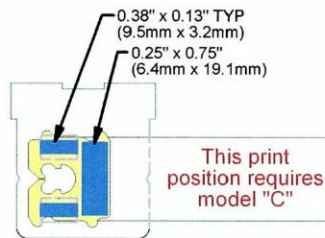
PF LABEL
08-001907 MASTERPLATE
(874 and 880)



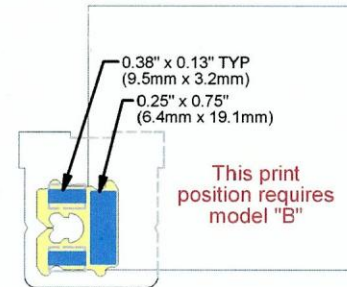
TF LABEL
08-001907 MASTERPLATE
(874 and 880)



J-NRP or K-NRP CLOSURE
08-002677 MASTERPLATE
(874 and 880)

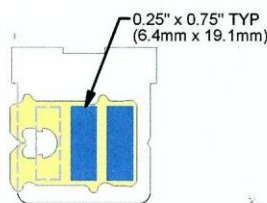


PF LABEL
08-002677 MASTERPLATE
874

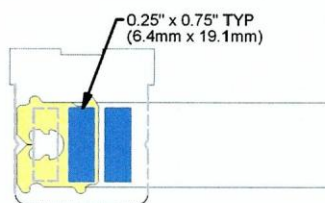


TF LABEL
08-002677 MASTERPLATE
(874 and 880)

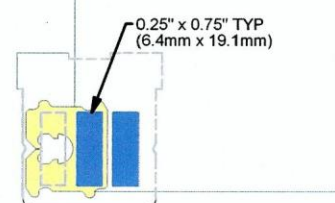
This print
position requires
model "B"



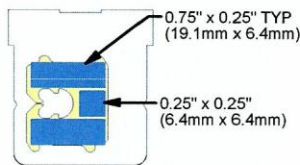
JM-NRP, KM-NRP or KM57-NRP CLOSURE
08-001907 MASTERPLATE
(874 and 880)



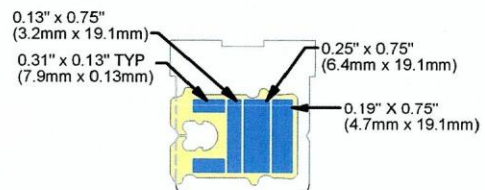
PFM LABEL
08-001907 MASTERPLATE
(874 and 880)



TFM LABEL
08-001907 MASTERPLATE
(874 and 880)

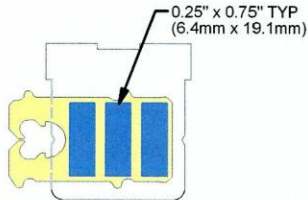


J-NRP or K-NRP CLOSURE
08-002268 MASTERPLATE
(880 ONLY)

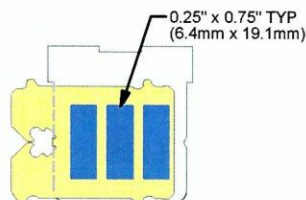


JM-NRP, KM-NRP or KM57-NRP CLOSURE
08-004535 MASTERPLATE
(874 and 880)

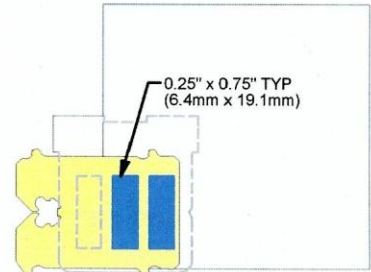
TYPE 874 & 880 PRINT LAYOUTS



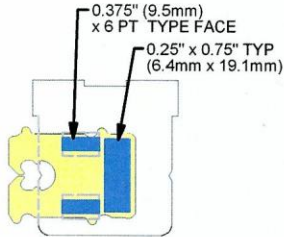
JW-NRP or KW-NRP CLOSURE
08-001907 MASTERPLATE
(874 and 880)



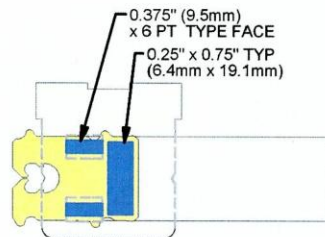
Z-NRP, Z72-NRP, Z90-NRP CLOSURE
08-001907 MASTERPLATE
(874 and 880)



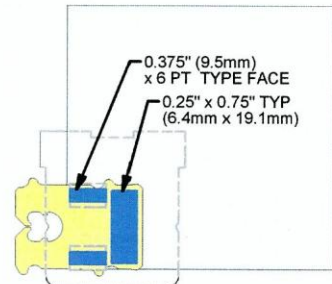
TFZ LABEL
874
08-001907 MASTERPLATE



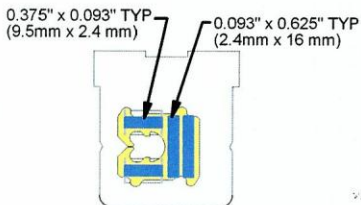
JM-NRP or KM-NRP CLOSURE
08-002677 MASTERPLATE
(874 and 880)



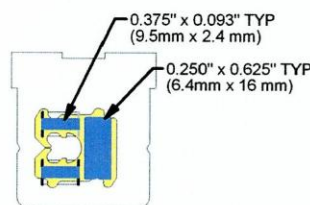
PFM LABEL
08-002677 MASTERPLATE
(874 ONLY)



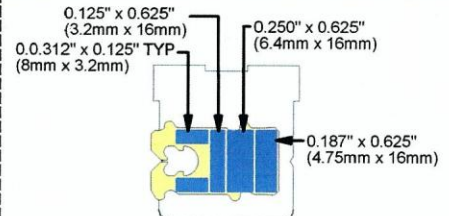
TFM LABEL
08-002677 MASTERPLATE
874



V-NRP CLOSURE
08-002647 MASTERPLATE
(880 ONLY)



V-NRP CLOSURE
08-002648 MASTERPLATE
(880 ONLY)



VW-NRP CLOSURE
08-003061 MASTERPLATE
(880 ONLY)